

For professional use with CardioChek® PA
and CardioChek® Plus analyzers



pts connect
Blu-Adapter™

Important Safety Instructions

1. Users should adhere to the user guide when using the PTS Connect Blu-Adapter™ device. Using the device in a manner not specified in the user guide may result in the protection provided by the equipment being impaired.
2. User should visually inspect the device for physical damage prior to use. Failure to do so may produce unreliable results or cause potential harm to the user.

Hardware Requirements

Materials Provided

REF 4718 PTS Connect Blu-Adapter device (1)
Includes two (2) supports (for use with the CardioChek® PA analyzer only)

Materials Needed for Data Transfer but Not Provided

Computer, tablet, or smartphone

Capable of connecting to a Bluetooth® BLE device

Application

Capable of accepting data from the PTS Connect Blu-Adapter device

PTS Connect Blu-Adapter Device Supports Instructions (CardioChek PA Analyzers Only)

If using the CardioChek PA analyzer, the two (2) supports included must be attached before using the PTS Connect Blu-Adapter device.

Follow the steps below to attach the supports to the PTS Connect Blu-Adapter device.

1. Gently squeeze the support tabs and insert the tabs into the two slots located near the top of the PTS Connect Blu-Adapter device.
2. Release the support to lock it into place.
3. To remove the supports, gently squeeze the support on the left and right sides and pull the support straight out of the slots in the PTS Connect Blu-Adapter device.



For product information and additional instructions, please visit the manufacturer's website at www.ptsdiagnostics.com/pts-connect-blu-adapter.

PTS Connect Blu-Adapter User Guide

PTS Connect Blu-Adapter Device *Intended Use*

The PTS Connect Blu-Adapter device is intended to transfer test results from the CardioChek PA and CardioChek Plus analyzers to a Bluetooth-compatible device using the MEMo Chip® port on the analyzer.

Pairing

Refer to the tablet, computer, or smartphone user guide for instructions on how to pair that device with the PTS Connect Blu-Adapter device.

1. Check to make sure that the PTS Connect Blu-Adapter device is plugged into the MEMo Chip port on the CardioChek PA or CardioChek Plus analyzer and the analyzer is powered on. The device should be discoverable—in the menu of available Bluetooth-ready devices, look for the name “PTS- {Bluetooth ID}”. Verify that the digits in the ID printed on the bottom label of the PTS Connect Blu-Adapter device match the digits in the “PTS- ” discovered by the device.
2. Only pair one device at a time to the PTS Connect Blu-Adapter device. Pairing the PTS Connect Blu-Adapter device with multiple devices raises the likelihood of mistakenly sending test results to the wrong device.
3. When prompted to enter a PIN number, enter the number printed on the bottom side of the PTS Connect Blu-Adapter device.
4. If the PIN number is entered correctly, the device will successfully pair with the PTS Connect Blu-Adapter device.
5. Successful pairing of the PTS Connect Blu-Adapter device will be indicated by a message from the tablet, computer, or smartphone.
6. Run a sample test or send a result from the analyzer memory to the data capture application. (See the CardioChek PA or CardioChek Plus analyzer user guide for instructions on how to run a test.)

7. **Important:** Verify that the results shown on the analyzer match those on the data capture application. This step ensures that the PTS Connect Blu-Adapter device is correctly paired with the assigned tablet, computer, or smartphone.

Unpairing

Follow the tablet, computer, or smartphone user guide for instructions on how to unpair the device from the PTS Connect Blu-Adapter device. Failure to unpair the PTS Connect Blu-Adapter from the device raises the likelihood that the test results could be mistakenly sent to the wrong device during the next event. **Important:** This step ensures that the PTS Connect Blu-Adapter device does not automatically pair with the computer device at the next use.

Transferring Results to a Data Capture Application

Perform the following steps to transmit a test result from a CardioChek PA or CardioChek Plus analyzer to a PTS Connect Blu-Adapter device with a data capture application.

1. Check to make sure that the PTS Connect Blu-Adapter is plugged into the MEMo Chip port on the CardioChek PA or CardioChek Plus analyzer and the analyzer is powered on.
2. Run the application on the device that captures results from the PTS Connect Blu-Adapter device.
3. Run a test on a CardioChek PA or CardioChek Plus analyzer.
4. Once testing is complete and the result is displayed on the screen, the result is automatically transferred to the receiving application.

Specifications

PTS Connect Blu-Adapter Device

Electrical Ratings: 5Vdc and 200mA

Environmental Ratings:

- Indoor use
- Temperature: 5-50°C (41-122°F)
- Humidity: ≤ 80%
- Pollution degree: 2
- Altitude: up to 2,000 meters


PTS Connect Blu-Adapter Beep Codes

Operation Phase	What to Expect
Error	A long, low tone.
Pairing/Configuration	A single, short tone that happens once every 10 seconds when the product is ready to pair to a Bluetooth device.

Symbols

 Consult instructions for use


 Temperature limitation


 Caution


 Federal Communications Commission (FCC)

 Manufacturer

 Catalog number


 Date of manufacture

 Product requires separate collection for electrical and electronic equipment per the WEEE Directive

 Keep away from sunlight

 Keep dry

 Batch code

 This product fulfills the requirements of European Directive 2014/53/EU for radio equipment.



Polymer Technology Systems, Inc.
4600 Anson Boulevard, Whitestown, IN 46075 USA
Direct: +1-317-870-5610 • Toll-free inside the US: 1-877-870-5610 • Fax: +1-317-870-5608
Email: customerservice@ptsdiagnostics.com • Website: ptsdiagnostics.com



FCC-ID: A8TBM71S2

For product information and additional instructions, please visit the manufacturer's website at www.ptsdiagnostics.com/pts-connect-blu-adapter.

The Bluetooth® word mark and logos are registered trademarks owned by Bluetooth SIG, Inc. and any such use of such marks by PTS Diagnostics is under license.

CardioChek, MEMo Chip, and PTS Connect Blu-Adapter are trademarks of Polymer Technology Systems, Inc. All other trademarks and product names are the property of their respective owners.

© Copyright 2019 Polymer Technology Systems, Inc.
PS-005524 EN Rev. 1 02/19